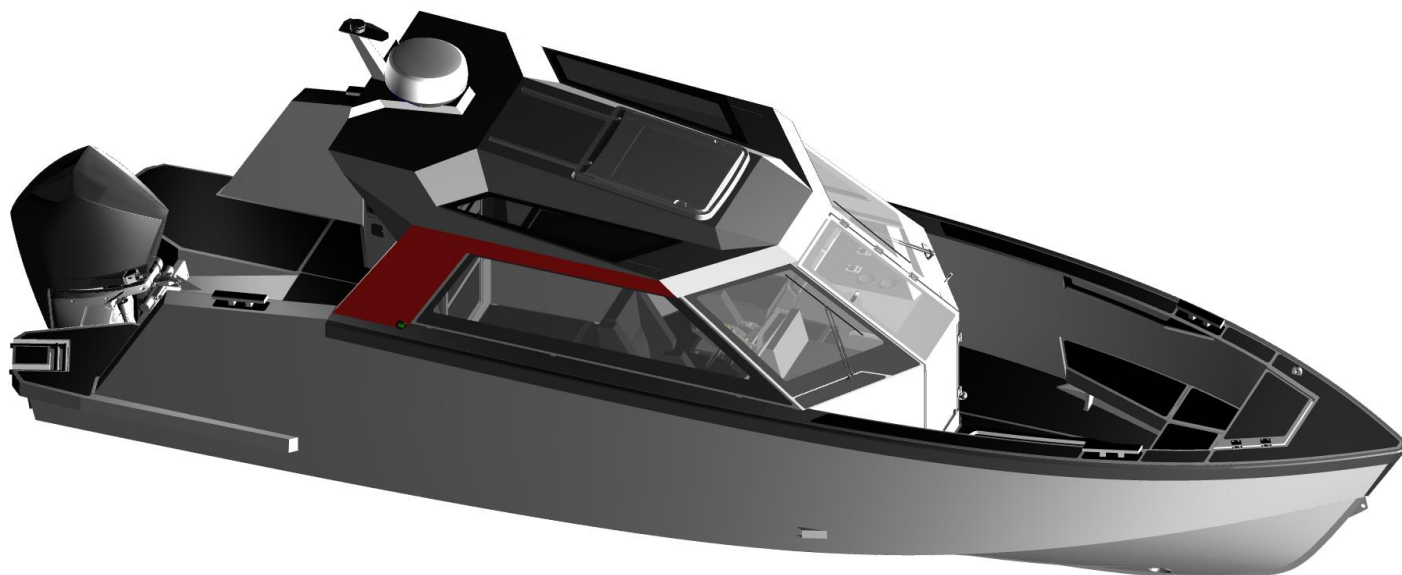


ULTIMA 870



Facts

Length over all:	8,7 m
Beam:	2,6 m
Weight excl. engine:	ca 1800 kg
Fuel tank:	380 l
Passengers:	6
CE-category:	C
Outboard engine HP recommendation:	250-450 HP
Max outboard engine weight:	350 kg
Top speed:	50+ kn
Deadrise:	21 deg
Hull:	aluminium AlMg 5

Equipment ULTIMA 870


- hull in AlMg 5 aluminium, maintenance free (no treatment required)
- floating material
- LED navigation lights (HELLA marine / alternative LOPOLIGHT)
- 2 x USB sockets
- 3 class stainless secure eye
- tempered glass windows
- 2 x windscreen wiper (ROCA W12)
- 2 x performance seat suspension
- 2 x sport seats
- cabin upholstery
- D-shape PVC fender profile
- ZIPWAKE 30 cm automatic trim control system
- EVA-foam floor material (alternative "rice seed" aluminium)
- MOB/rescue and swim ladder
- 300 HP SEASTAR hydraulic steering kit
- fuel filter/separator
- electric bilge pump
- manual bilge pump
- fire extinguisher
- all hatches and storage boxes are equipped with gas springs
- heater Webasto AirTop 2000
- sliding roof hatch
- dual battery 105 Ah
- 2 anodes
- radar installation
- transom / 6 bolt 13 mm (according to outboard installation instructions)





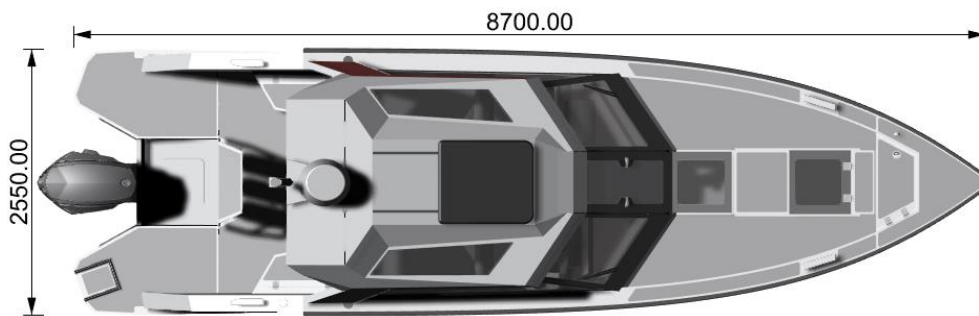
Additional equipment

- electric sliding roof hatch Webasto Blue Sky
- bow thruster 4,5 KW
- antifouling (International Trilux or similar)
- Simrad NSS 12 or NSS16 chartplotter/ echosounder
- sound system Rockford Forsgate with 2 or 4 speakers
- 3M carbon film hull accent
- search light
- VHF & antenna
- radar Simrad HALO 20+
- anchoring package (7,5 kg anchor, chain 3 m, 30 m rope and shackles)
- refrigerator box



ULTIMA

Additional information/ ULTIMA 870 / basic boat dimensions and specifications



Length over all LOA mm:	8700
Length water line LWL mm:	7780
Draft, maximum with full load and largest engine (Tmax) mm:	883
Beam maximum (Bmax) mm:	2550
Free height water level to top lantern (Ha) mm:	2550
Weight empty boat without engine (mLT) kg:	1885
Weight empty boat with engine (mLCC) kg:	2235
Weight trailering, for trailering and lifting (mT) kg:	2570
(boat, engine, fuel, ULTIMA standard and optional equipment, liquids)	
Weight maximum (mLDC) kg:	3020
(boat, engine, fuel, ULTIMA standard and optional equipment, liquids, crew, maximum luggage)	
Maximum crew incl. driver (CL) persons:	6
Engine limitation: single outboard engine, max. 317 kW, max. engine weight 350 kg	
Fuel capacity, built-in tank l:	380
Maximum recommended load per ISO14946	785
Fuel, fresh water, other liquids of fixed tanks	285