


ULTIMA 650 center console




Facts

Length over all:	7,2 m
Beam:	2,6 m
Weight excl. engine:	ca 1200 kg
Fuel tank:	300 l
Passengers:	6
CE-category:	C
Outboard engine HP recommendation:	150-250 HP
Max outboard engine weight:	296 kg
Top speed:	49+ kn
Deadrise:	21 deg
Hull:	aluminium AlMg 5

Equipment ULTIMA 650 center console


- hull in AlMg 5 aluminium, maintenance free (no treatment required)
- floating material 2 kbm
- LED navigation lights (HELLA marine /Aqua Signal)
- 2 x USB sockets
- 3 class stainless secure eye
- tempered glass windows
- pantograph windscreen wiper (ROCA W12)
- 2 x performance seat suspension
- 2 x sportseats
- canopy/console
- marine grade upholstery
- D-shape PVC fender profile
- ZIPWAKE 30 cm automatic trim control system
- EVA-foam floor (alternativ "rice barley" aluminium)
- MOB/rescue and swim ladder
- 300 HP SEASTAR hydraulic steering kit
- fuel filter/separator
- electric bilge pump
- manual bilge pump
- fire extinguisher
- all hatches and storage boxes are equipped with gas springs
- 1 battery AGM 105 Ah
- 2 anodes
- transom / 6 bolt 13 mm (according to outboard installation instructions)





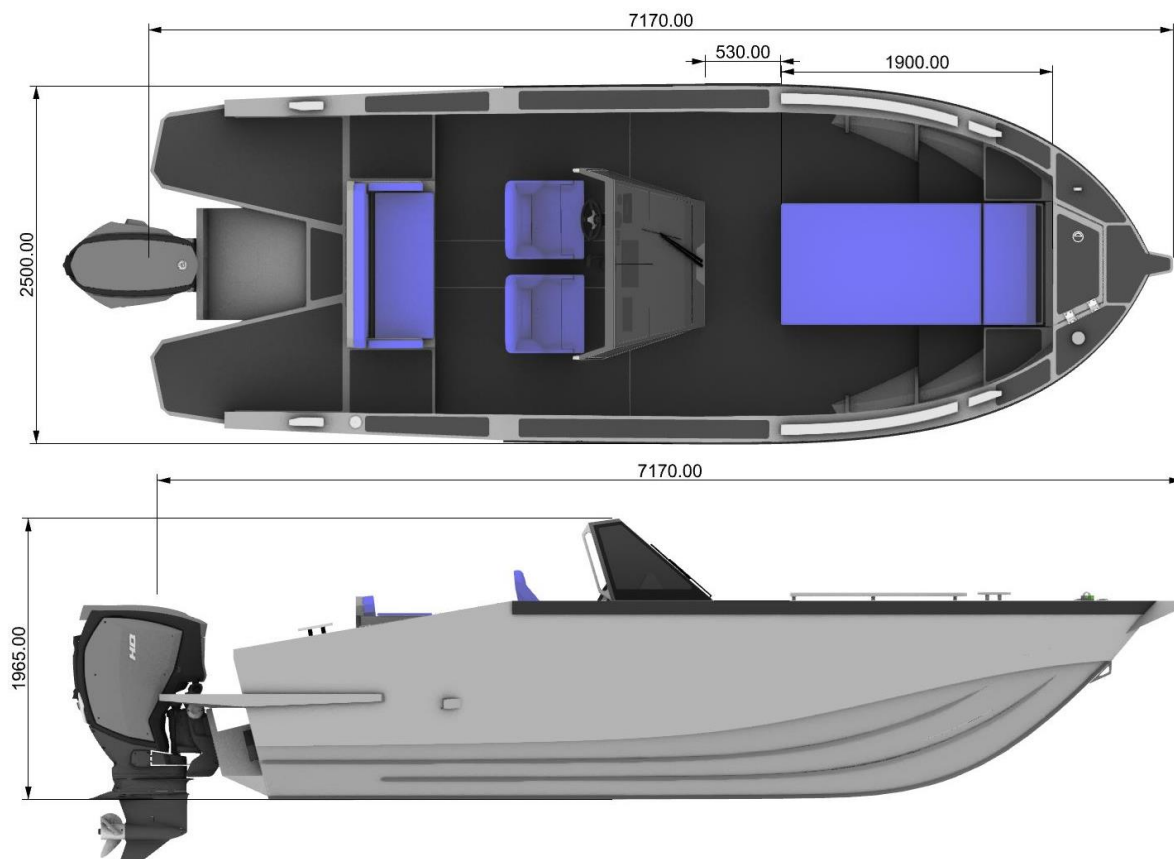
Additional equipment

- tilt-helm
- antifouling (International Trilux or similar)
- Simrad GO12 chartplotter
- echosounder
- sound system Rockford Forsgate with 2 or 4 speakers
- 3M carbon film hull accent



ULTIMA

Additional information/ ULTIMA 650CC / basic boat dimensions and specifications



Length over all LOA mm:	7200
Length water line LWL mm:	6430
Draft, maximum with full load and largest engine (Tmax) mm:	970
Beam maximum (Bmax) mm:	2500
Weight empty boat without engine (mLT) kg:	1250
Weight empty boat with engine (mLCC) kg:	1546
Weight trailering, for trailering and lifting (mT) kg:	1821
(boat, engine, fuel, ULTIMA standard and optional equipment, liquids)	
Weight maximum (mLDC) kg:	2271
(boat, engine, fuel, ULTIMA standard and optional equipment, liquids, crew, maximum luggage)	
Maximum crew incl. driver (CL) persons:	6
Engine limitation:	single outboard engine, max. 221 kW, max. engine weight 296 kg
Fuel capacity, built-in tank l:	300
Maximum recommended load per ISO14946:	550
Fuel, fresh water, other liquids of fixed tanks kg:	225

ULTIMA

ULTIMA 650 bowrider



Facts

Length over all:	7,0 m
Beam:	2,6 m
Weight excl. engine:	ca 1200 kg
Fuel tank:	200 l
Passengers:	6
CE-category:	C
Outboard engine HP recommendation:	150-250 HP
Max outboard engine weight:	296 kg
Top speed:	49+ kn
Deadrise:	21 deg
Hull:	aluminium AlMg 5

ULTIMA

Equipment ULTIMA 650 bowrider


- hull in AlMg 5 aluminium, maintenance free (no treatment required)
- floating material 2 kbm
- LED navigation lights (HELLA marine /Aqua Signal)
- 2 x USB sockets
- 3 class stainless secure eye
- tempered glass windows
- 2 x windscreen wiper (ROCA W12)
- 2 x performance seat suspension
- 2 x sportseats
- full size canopy
- marine grade upholstery
- D-shape PVC fender profile
- ZIPWAKE 30 cm automatic trim control system
- EVA-foam floor (alternativ "rice barley" aluminium)
- MOB/rescue and swim ladder
- 300 HP SEASTAR hydraulic steering kit
- fuel filter/separator
- electric bilge pump
- manual bilge pump
- fire extinguisher
- all hatches and storage boxes are equipped with gas springs
- 1 battery AGM 105 Ah
- canopy/console
- 2 anodes
- transom / 6 bolt 13 mm (according to outboard installation instructions)





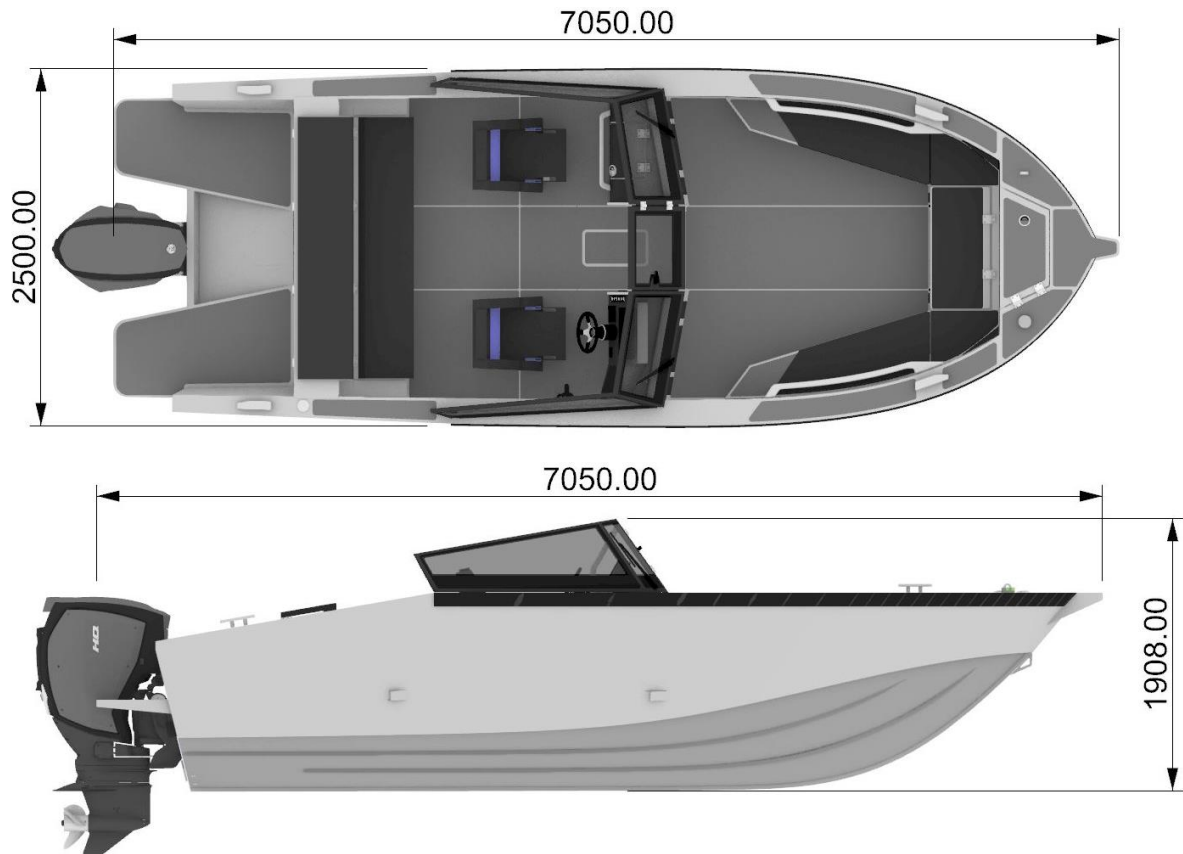
Additional equipment

- tilt-helm
- heater Webasto AirTop 2000
- dual battery 105 Ah AGM
- antifouling (International Trilux or similar)
- Simrad GO12 chartplotter
- echosounder
- sound system Rockford Forsgate with 2 or 4 speakers
- 3M carbon film hull accent



ULTIMA

Additional information/ ULTIMA 650BR / basic boat dimensions and specifications



Length over all LOA mm:	7050
Length water line LWL mm:	6230
Draft, maximum with full load and largest engine (Tmax) mm:	970
Beam maximum (Bmax) mm:	2500
Weight empty boat without engine (mLT) kg:	1200
Weight empty boat with engine (mLCC) kg:	1496
Weight trailering, for trailering and lifting (mT) kg:	1696
(boat, engine, fuel, ULTIMA standard and optional equipment, liquids)	
Weight maximum (mLDC) kg:	2146
(boat, engine, fuel, ULTIMA standard and optional equipment, liquids, crew, maximum luggage)	
Maximum crew incl. driver (CL) persons:	6
Engine limitation:	single outboard engine, max. 221 kW, max. engine weight 296 kg
Fuel capacity, built-in tank l:	200
Maximum recommended load per ISO14946:	550
Fuel, fresh water, other liquids of fixed tanks kg:	150